

Signify Classified - Internal  
Cooper Lighting Solutions Photometric Lab  
1121 Highway 74 South  
Peachtree City, GA 30269



Scaled data based on original data using  
LM-79-08 Approved Method: Electrical and Photometric Measurements of Solid-  
State Lighting Products

Test Report Prepared for  
Cooper Lighting Solutions  
(formerly Eaton)

Brand: McGRAW-EDISON

Report Number: P832504

Luminaire Tested: **TTN-D0-735-U-WQ-CG**

Issue Date: 5/14/2024

**Test Information**

Test Method: LM-79-08  
Report Number: P832504  
TEST IS SCALED FROM IESNA LM-79-08 TEST DATA (G2-2312-254-12)  
Test Lab: INNOVATION CENTER  
Issue Date: 5/14/2024  
Manufacturer: COOPER LIGHTING SOLUTIONS (FORMERLY EATON)  
Product Line: MCGRAW-EDISON  
Catalog Number: TTN-D0-735-U-WQ-CG  
Description: TOPTIER NANO LED PARKING GARAGE LUMINAIRE  
3500K, 70 CRI LEDS AND WIDE DISTRIBUTION WITH CLEAR GLASS  
Light Source: -  
Ballast/Driver: -

**Summary**

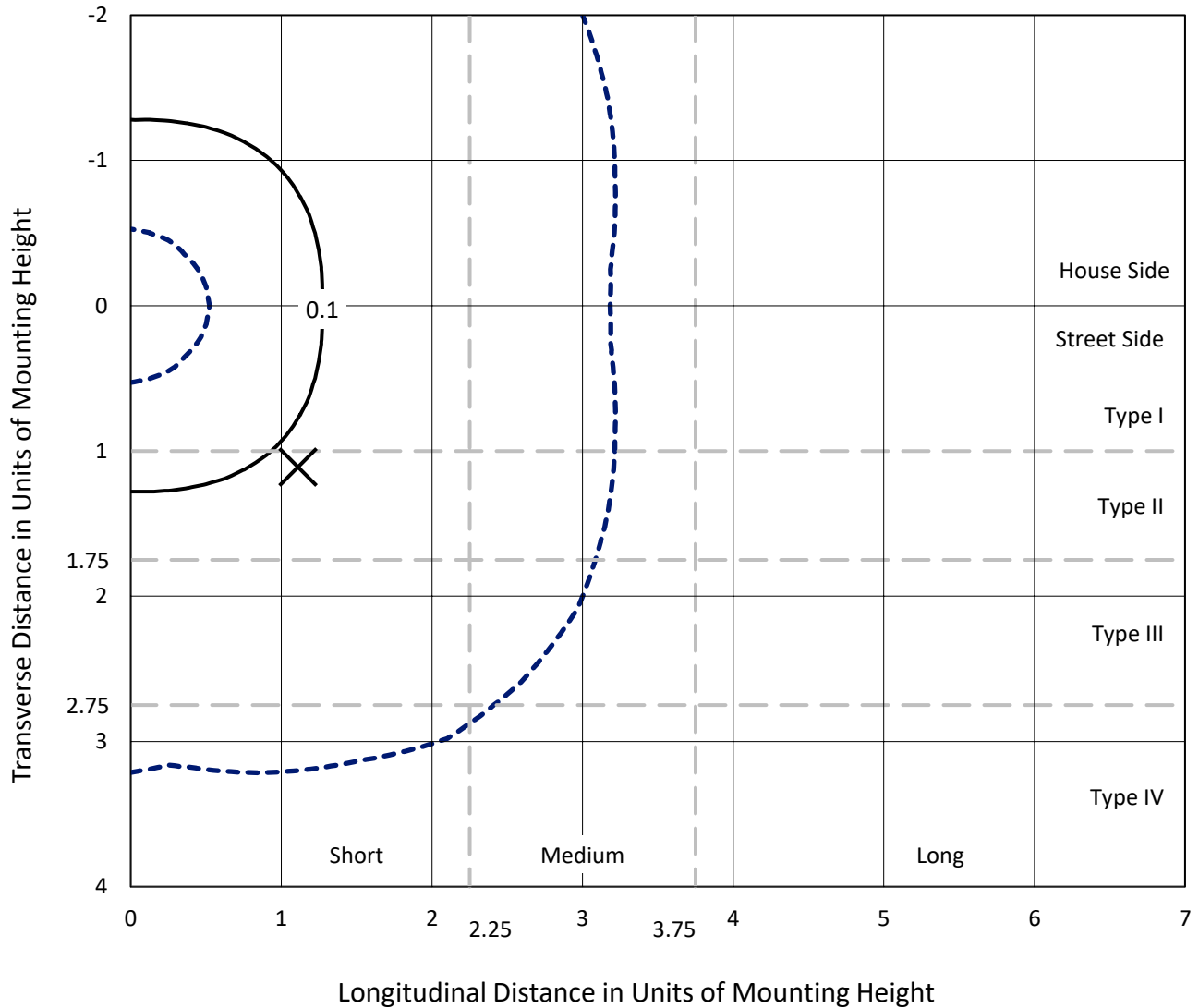
Lumens per Lamp: N/A  
Luminaire Lumens: 1094 lumens  
Efficiency: N/A  
Efficacy: 102.2 lumens/watt  
Luminous Opening: Circular (Dia: 0.71' x H: 0')  
IES Classification: Type V - Short  
BUG Rating: B1 - U0 - G1  
  
Input Watts (W): 10.7  
Input Voltage (V): NR  
Input Current (Ain): NR  
Voltage Rise (V): NR  
Power Factor: NR  
Total Harmonic Distortion (THDi): NR  
Frequency (hertz): 60  
Stabilization Time: NR  
Operation Time: NR  
Ambient Temperature (°C): NR  
Test Distance: 24 FT



REPORT NUMBER: P832504  
 CATALOG NUMBER: TTN-D0-735-U-WQ-CG

### Iso-Footcandle Lines of Horizontal Illumination

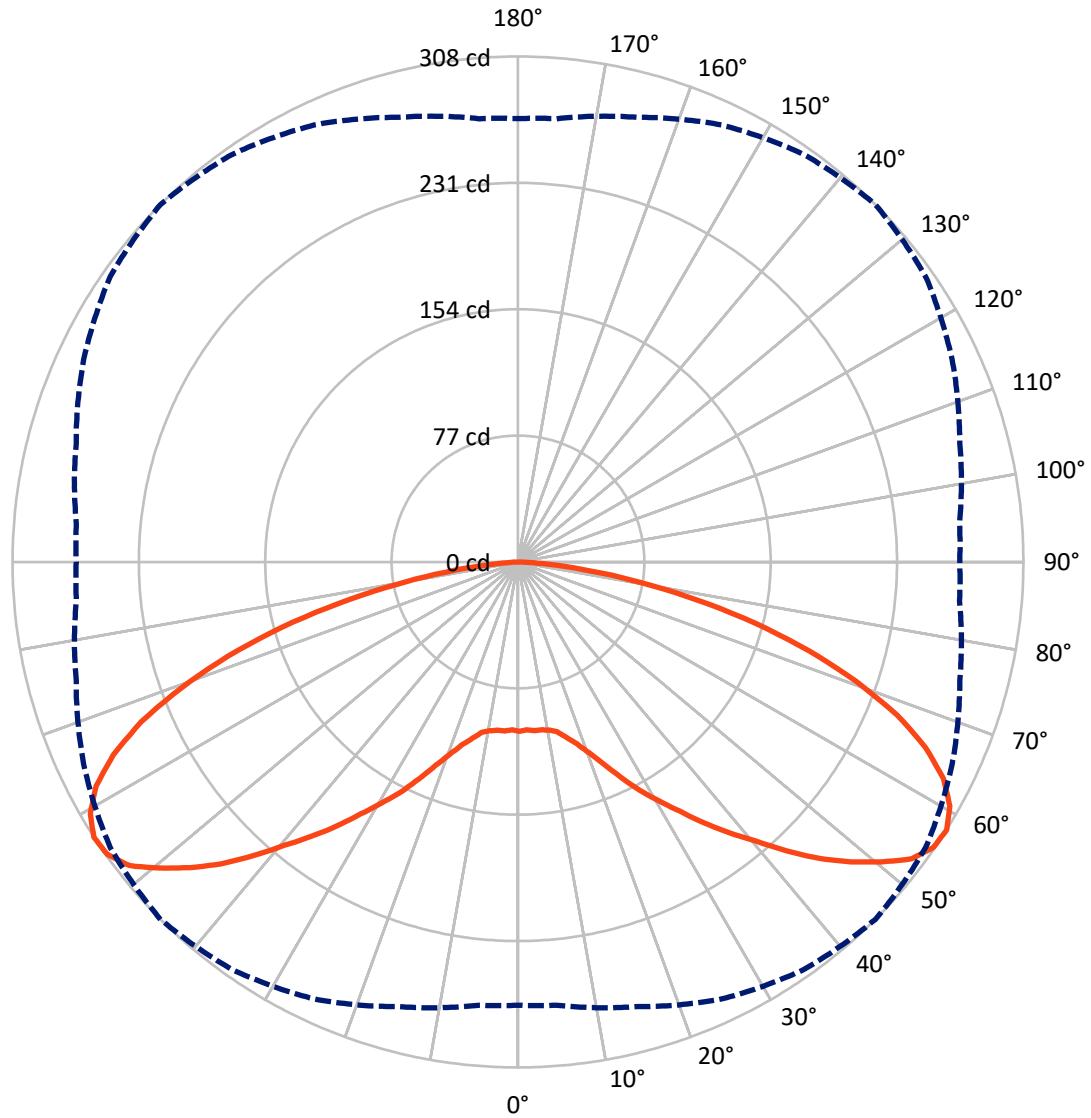
✕ Max cd  
 - - - 1/2 Max cd



Based on 25 foot mounting height. Maximum calculated value = 0.2 fc  
 Type V - Short - N/A

REPORT NUMBER: P832504  
CATALOG NUMBER: TTN-D0-735-U-WQ-CG

### Luminous Intensity Polar Plot



— Vertical Plane Through 45-Deg Lateral      - - - Horizontal Cone Through 57.5-Deg Vertical

REPORT NUMBER: P832504  
 CATALOG NUMBER: TTN-D0-735-U-WQ-CG

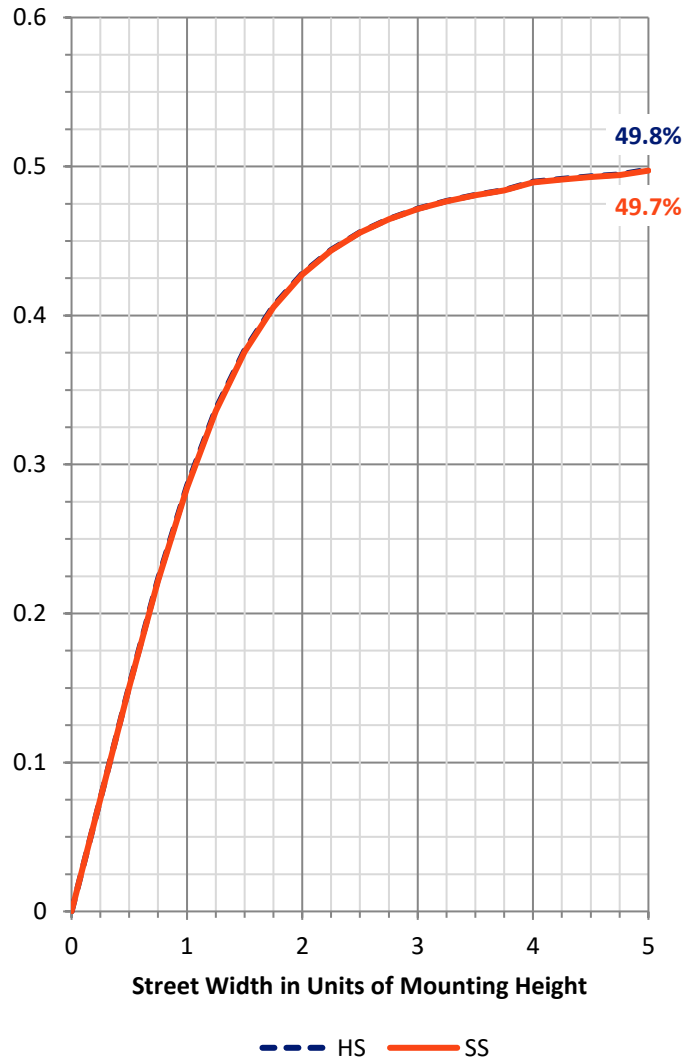
**FLUX DISTRIBUTION:**

		Downward	Upward	Total
<b>House Side</b>	Lumens	547.0	0.0	547.0
	% Fixture	50.0	0.0	50.0
<b>Street Side</b>	Lumens	547.0	0.0	547.0
	% Fixture	50.0	0.0	50.0
<b>Total</b>	Lumens	1094.0	0.0	1094.0
	% Fixture	100.0	0.0	100.0

**ZONAL LUMENS:**

Zone	Lumens	% Fixture
0°-10°	9.9	0.9
10°-20°	31.9	2.9
20°-30°	67.0	6.1
30°-40°	120.9	11.0
40°-50°	192.1	17.6
50°-60°	256.3	23.4
60°-70°	247.7	22.6
70°-80°	143.5	13.1
80°-90°	24.7	2.3
90°-100°	0.0	0.0
100°-110°	0.0	0.0
110°-120°	0.0	0.0
120°-130°	0.0	0.0
130°-140°	0.0	0.0
140°-150°	0.0	0.0
150°-160°	0.0	0.0
160°-170°	0.0	0.0
170°-180°	0.0	0.0
0°-90°	1094.0	100.0
0°-180°	1094.0	100.0

**Coefficient of Utilization**



REPORT NUMBER: P832504

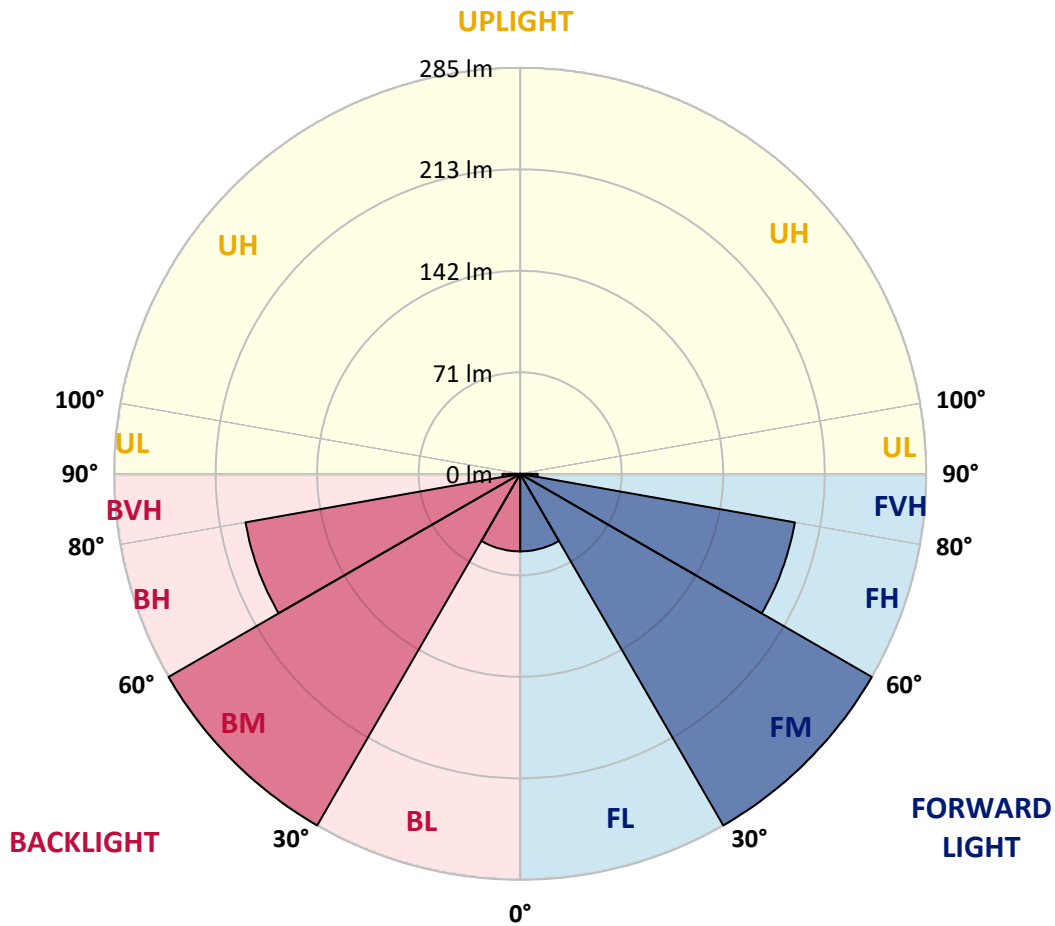
CATALOG NUMBER: TTN-D0-735-U-WQ-CG

**LUMINAIRE CLASSIFICATION SYSTEM LUMEN TABLE AND BUG RATING:**

Zone	Lumens	% Fixture	Zone Rating/Lumen Limit		
			B	U	G
FL (0°-30°)	54.4	5.0			
FM (30°-60°)	284.7	26.0			
FH (60°-80°)	195.6	17.9			G0/660
FVH (80°-90°)	12.4	1.1			G1/100
BL (0°-30°)	54.4	5.0	B0/110		
BM (30°-60°)	284.7	26.0	B1/1000		
BH (60°-80°)	195.6	17.9	B1/500		G0/660
BVH (80°-90°)	12.4	1.1			G1/100
UL (90°-100°)	0.0	0.0		U0/0	
UH (100°-180°)	0.0	0.0		U0/0	

**BUG Rating: B1-U0-G1**

Type V Short





REPORT NUMBER: P832504  
 CATALOG NUMBER: TTN-D0-735-U-WQ-CG

**CANDELA DISTRIBUTION (FULL):**

	0°	5°	15°	25°	35°	45°	55°	65°	75°	85°	90°
0°	103.3	103.3	103.3	103.3	103.3	103.3	103.3	103.3	103.3	103.3	103.3
2.5°	102.4	102.4	102.4	102.4	102.4	102.4	102.4	102.4	102.4	102.4	102.4
5°	103.3	103.3	103.3	103.3	103.3	103.3	103.3	103.3	103.3	103.3	103.3
7.5°	102.4	102.4	103.3	103.3	103.3	103.3	103.3	103.3	103.3	102.4	102.4
10°	103.3	103.3	103.3	104.3	104.3	104.3	104.3	104.3	103.3	103.3	103.3
12.5°	105.2	105.2	106.2	106.2	106.2	106.2	106.2	106.2	106.2	105.2	105.2
15°	110.0	110.0	110.0	110.9	110.9	110.9	110.9	110.9	110.0	110.0	110.0
17.5°	114.7	114.7	115.7	115.7	116.6	116.6	116.6	115.7	115.7	115.7	115.7
20°	121.4	121.4	122.3	122.3	123.3	124.2	124.2	123.3	122.3	122.3	122.3
22.5°	129.9	130.8	130.8	130.8	131.8	133.7	132.7	131.8	130.8	130.8	130.8
25°	140.3	141.3	142.2	142.2	143.2	145.1	145.1	142.2	142.2	142.2	142.2
27.5°	152.7	153.6	154.5	154.5	155.5	157.4	156.4	154.5	154.5	153.6	153.6
30°	164.0	165.0	165.9	166.9	167.8	168.8	168.8	166.9	165.9	165.0	164.0
32.5°	175.4	175.4	177.3	179.2	181.1	181.1	182.0	179.2	177.3	175.4	174.5
35°	186.8	187.7	188.7	191.5	194.4	195.3	194.4	191.5	188.7	186.8	186.8
37.5°	199.1	200.1	201.0	204.8	207.6	209.5	207.6	204.8	201.0	199.1	198.2
40°	212.4	213.3	214.3	219.0	221.9	223.8	220.9	218.1	214.3	212.4	211.4
42.5°	224.7	226.6	228.5	234.2	238.9	240.8	238.0	233.2	229.4	224.7	223.8
45°	239.9	241.8	244.6	250.3	255.0	257.9	254.1	249.4	243.7	239.9	238.9
47.5°	252.2	254.1	256.9	264.5	271.2	273.1	269.3	263.6	256.0	251.3	250.3
50°	261.7	263.6	269.3	277.8	285.4	287.3	283.5	275.9	267.4	260.7	259.8
52.5°	269.3	271.2	277.8	289.2	297.7	300.6	295.8	287.3	275.9	268.3	267.4
55°	273.1	274.0	282.5	294.9	303.4	307.2	302.5	293.0	280.6	272.1	271.2
57.5°	270.2	271.2	280.6	293.9	303.4	308.1	303.4	292.0	278.8	270.2	269.3
60°	264.5	264.5	273.1	288.2	299.6	302.5	297.7	286.3	272.1	263.6	262.6
62.5°	254.1	253.2	263.6	276.9	288.2	291.1	287.3	275.9	261.7	253.2	252.2
65°	234.2	232.3	247.5	259.8	270.2	273.1	270.2	259.8	246.5	233.2	231.3
67.5°	210.5	207.6	221.9	236.1	245.6	249.4	245.6	237.0	221.9	208.6	207.6
70°	185.8	183.0	194.4	206.7	217.1	219.0	215.2	206.7	192.5	183.9	183.9
72.5°	156.4	153.6	164.0	173.5	183.9	185.8	182.0	174.5	164.0	155.5	154.5
75°	124.2	121.4	130.8	138.4	148.9	149.8	147.9	139.4	130.8	122.3	122.3
77.5°	92.0	89.1	96.7	103.3	111.9	111.9	110.9	104.3	96.7	91.0	91.0
80°	60.7	58.8	65.4	68.3	75.9	75.9	74.9	70.2	64.5	60.7	59.7
82.5°	34.1	32.2	37.9	38.9	44.6	44.6	43.6	39.8	36.0	33.2	33.2
85°	13.3	11.4	15.2	16.1	19.0	19.0	18.0	17.1	14.2	12.3	12.3
87.5°	0.9	0.9	1.9	1.9	2.8	2.8	2.8	1.9	1.9	0.9	0.9
90°	0.0	0.0	0.0	0.0	0.0	0.0	0.0	0.0	0.0	0.0	0.0

Cooper Lighting Solutions Photometric Lab  
1121 Highway 74 South  
Peachtree City, GA 30269



LM-79-2019: Approved Method: Electrical and Photometric Measurements of Solid-State Lighting Products

Report Prepared for

Cooper Lighting Solutions

MCGRAW EDISON

Report Number: SP1-2411-284-1

Test Date: 11/15/2024

Luminaire Tested: TTN-D0-735-U-WQ

Data in this report applies to TT and TTN families of products



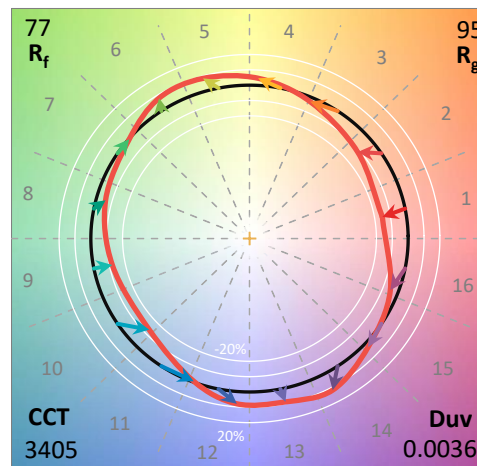
**Test Information**

Test Method: LM-79-2019  
 Report Number: SP1-2411-284-1  
 Test Lab: COOPER LIGHTING SOLUTIONS  
 Photometer: SP1 - 76IN SPHERE  
 Measurement Geometry: 4π  
 Issue Date: 11/15/2024  
 Manufacturer: COOPER LIGHTING SOLUTIONS  
 Product Line: MCGRAW EDISON  
 Catalog Number: **TTN-D0-735-U-WQ**  
 Description: TOPTIER NANO LED PARKING GARAGE LUMINAIRE. 3500K, 70 CRI LEDS AND WIDE DISTRIBUTION

**Spectral Parameters**

CCT (K): 3405  
 CIE u': 0.2365  
 CIE v': 0.5180  
 Duv: 0.0036  
 CIE x: 0.4148  
 CIE y: 0.4038  
 CIE z: 0.1814  
 Peak Wavelength (nm): 596  
 Dominant Wavelength (nm): 579  
 Purity: 45.70672  
 Rf: 76.6  
 Rg: 95.4

CRI (Ra):	73.9		
R1:	71.3	R9:	-18.0
R2:	80.3	R10:	53.1
R3:	87.8	R11:	68.6
R4:	73.2	R12:	42.6
R5:	69.8	R13:	72.5
R6:	71.8	R14:	92.7
R7:	82.8	R15:	64.3
R8:	54.1		



**Test Conditions**

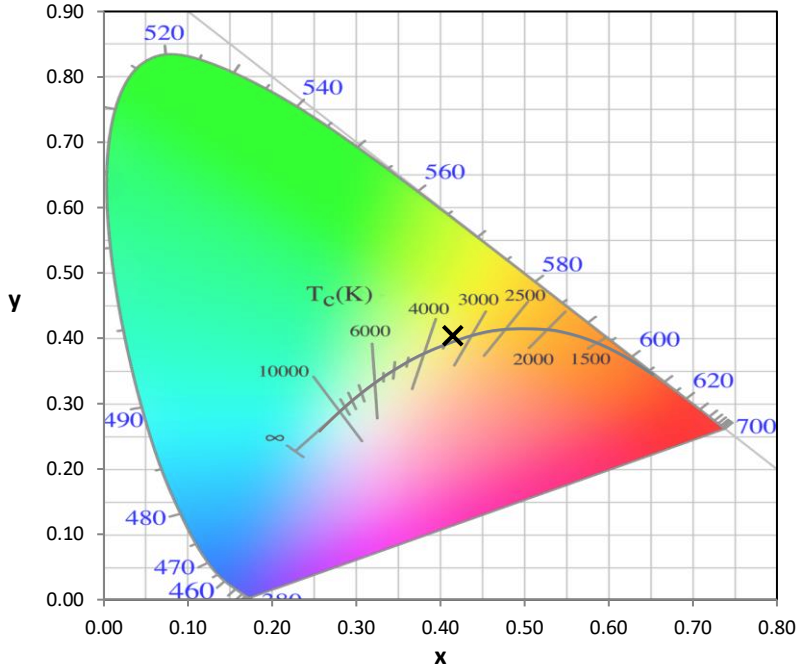
Stabilization Time: 38M  
 Operation Time: 1H 38M  
 Sphere Temperature (°C): 24.9

REPORT NUMBER: SP1-2411-284-1

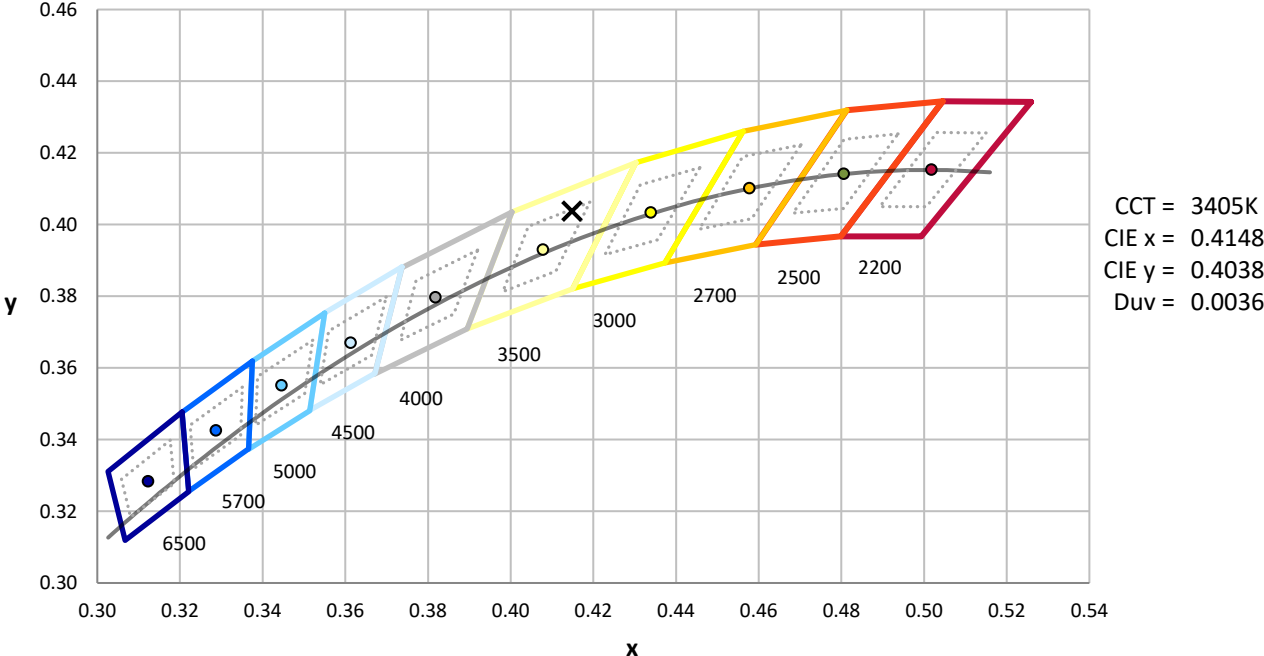
Measurement and Test Equipment			
Instrument	Identification Number	Calibration Date	Calibration Due Date
Photometer	IN0058	6/18/2024	12/18/2024
Power Meter	INXT2011004	2/8/2024	2/8/2025
AC Power Source	IN0063	10/22/2024	10/22/2025
DC Power Source	IN0208	10/22/2024	10/22/2025
Sphere Thermometer	IN0085	10/22/2024	10/22/2025
Room Thermometer	IN0046	10/22/2024	10/22/2025

REPORT NUMBER: SP1-2411-284-1

CIE 1931 Chromaticity Diagram



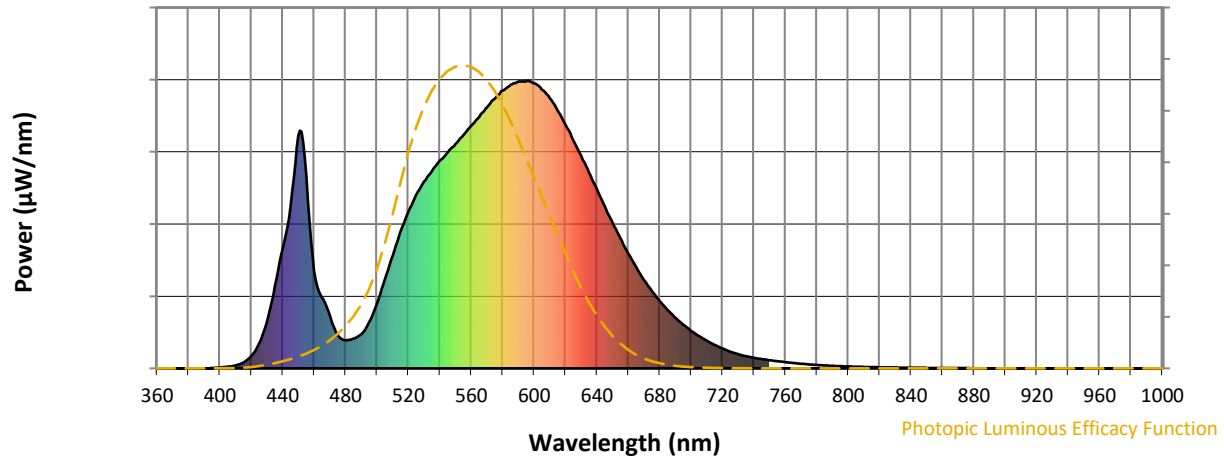
CIE 1931 Chromaticity Diagram with 2017 ANSI 7-Step and 4-Step Quadrangles



Point lies inside the ANSI 3500K 4-step quadrangle

REPORT NUMBER: SP1-2411-284-1

**Photopic Flux vs. Wavelength**

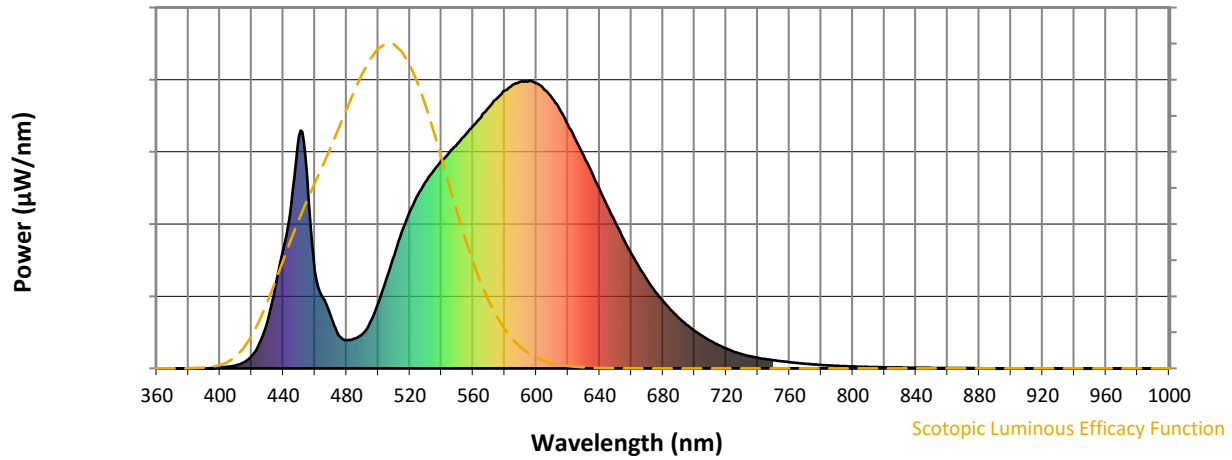


**Photopic Lumens: NR**

$\lambda$ (nm)	Power W <sup>^</sup> /nm	Lumens ( $\phi$ /nm)	$\lambda$ (nm)	Power W <sup>^</sup> /nm	Lumens ( $\phi$ /nm)	$\lambda$ (nm)	Power W <sup>^</sup> /nm	Lumens ( $\phi$ /nm)	$\lambda$ (nm)	Power W <sup>^</sup> /nm	Lumens ( $\phi$ /nm)	$\lambda$ (nm)	Power W <sup>^</sup> /nm	Lumens ( $\phi$ /nm)
360	0	NR	490	119	NR	620	846	NR	750	28	NR	880	1	NR
365	0	NR	495	160	NR	625	793	NR	755	25	NR	885	0	NR
370	0	NR	500	225	NR	630	739	NR	760	22	NR	890	0	NR
375	0	NR	505	308	NR	635	681	NR	765	19	NR	895	0	NR
380	0	NR	510	392	NR	640	623	NR	770	16	NR	900	0	NR
385	0	NR	515	474	NR	645	563	NR	775	14	NR	905	0	NR
390	0	NR	520	545	NR	650	506	NR	780	12	NR	910	0	NR
395	1	NR	525	603	NR	655	451	NR	785	10	NR	915	0	NR
400	3	NR	530	649	NR	660	399	NR	790	9	NR	920	0	NR
405	5	NR	535	687	NR	665	352	NR	795	8	NR	925	0	NR
410	11	NR	540	721	NR	670	307	NR	800	6	NR	930	0	NR
415	21	NR	545	751	NR	675	268	NR	805	6	NR	935	0	NR
420	43	NR	550	779	NR	680	234	NR	810	5	NR	940	0	NR
425	88	NR	555	811	NR	685	203	NR	815	4	NR	945	0	NR
430	163	NR	560	843	NR	690	176	NR	820	4	NR	950	0	NR
435	288	NR	565	873	NR	695	152	NR	825	3	NR	955	0	NR
440	416	NR	570	907	NR	700	131	NR	830	3	NR	960	0	NR
445	566	NR	575	938	NR	705	112	NR	835	3	NR	965	0	NR
450	810	NR	580	965	NR	710	96	NR	840	2	NR	970	0	NR
455	669	NR	585	986	NR	715	81	NR	845	2	NR	975	0	NR
460	338	NR	590	997	NR	720	69	NR	850	2	NR	980	0	NR
465	246	NR	595	997	NR	725	58	NR	855	1	NR	985	0	NR
470	182	NR	600	991	NR	730	49	NR	860	1	NR	990	0	NR
475	115	NR	605	968	NR	735	42	NR	865	1	NR	995	0	NR
480	97	NR	610	939	NR	740	37	NR	870	1	NR	1000	0	NR
485	103	NR	615	896	NR	745	32	NR	875	1	NR			

REPORT NUMBER: SP1-2411-284-1

**Scotopic Flux vs. Wavelength**



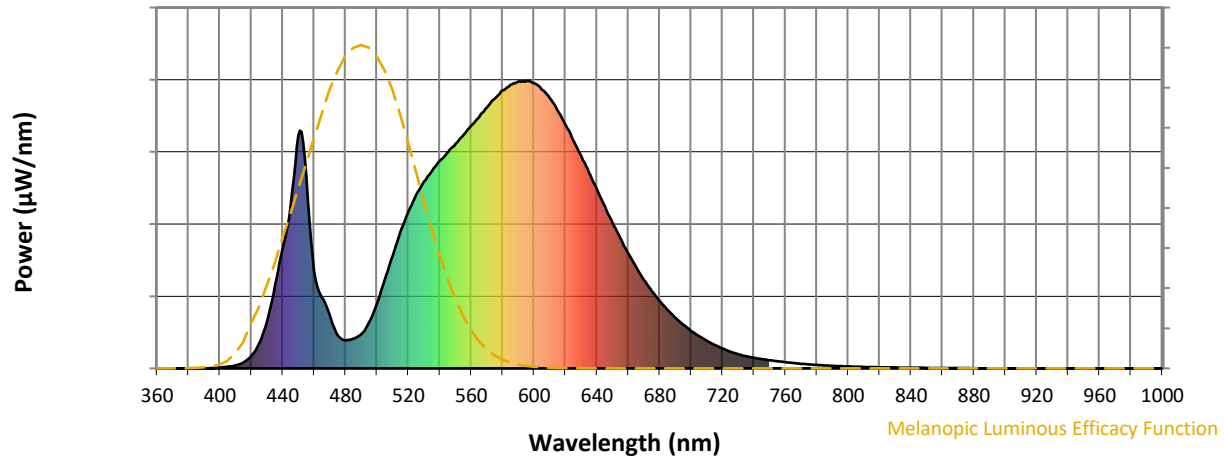
**Scotopic Lumens: NR**

**S/P: 1.33**

$\lambda$ (nm)	Power W <sup>^</sup> /nm	Lumens ( $\phi$ /nm)	$\lambda$ (nm)	Power W <sup>^</sup> /nm	Lumens ( $\phi$ /nm)	$\lambda$ (nm)	Power W <sup>^</sup> /nm	Lumens ( $\phi$ /nm)	$\lambda$ (nm)	Power W <sup>^</sup> /nm	Lumens ( $\phi$ /nm)	$\lambda$ (nm)	Power W <sup>^</sup> /nm	Lumens ( $\phi$ /nm)
360	0	NR	490	119	NR	620	846	NR	750	28	NR	880	1	NR
365	0	NR	495	160	NR	625	793	NR	755	25	NR	885	0	NR
370	0	NR	500	225	NR	630	739	NR	760	22	NR	890	0	NR
375	0	NR	505	308	NR	635	681	NR	765	19	NR	895	0	NR
380	0	NR	510	392	NR	640	623	NR	770	16	NR	900	0	NR
385	0	NR	515	474	NR	645	563	NR	775	14	NR	905	0	NR
390	0	NR	520	545	NR	650	506	NR	780	12	NR	910	0	NR
395	1	NR	525	603	NR	655	451	NR	785	10	NR	915	0	NR
400	3	NR	530	649	NR	660	399	NR	790	9	NR	920	0	NR
405	5	NR	535	687	NR	665	352	NR	795	8	NR	925	0	NR
410	11	NR	540	721	NR	670	307	NR	800	6	NR	930	0	NR
415	21	NR	545	751	NR	675	268	NR	805	6	NR	935	0	NR
420	43	NR	550	779	NR	680	234	NR	810	5	NR	940	0	NR
425	88	NR	555	811	NR	685	203	NR	815	4	NR	945	0	NR
430	163	NR	560	843	NR	690	176	NR	820	4	NR	950	0	NR
435	288	NR	565	873	NR	695	152	NR	825	3	NR	955	0	NR
440	416	NR	570	907	NR	700	131	NR	830	3	NR	960	0	NR
445	566	NR	575	938	NR	705	112	NR	835	3	NR	965	0	NR
450	810	NR	580	965	NR	710	96	NR	840	2	NR	970	0	NR
455	669	NR	585	986	NR	715	81	NR	845	2	NR	975	0	NR
460	338	NR	590	997	NR	720	69	NR	850	2	NR	980	0	NR
465	246	NR	595	997	NR	725	58	NR	855	1	NR	985	0	NR
470	182	NR	600	991	NR	730	49	NR	860	1	NR	990	0	NR
475	115	NR	605	968	NR	735	42	NR	865	1	NR	995	0	NR
480	97	NR	610	939	NR	740	37	NR	870	1	NR	1000	0	NR
485	103	NR	615	896	NR	745	32	NR	875	1	NR			

REPORT NUMBER: SP1-2411-284-1

Melanopic Flux vs. Wavelength



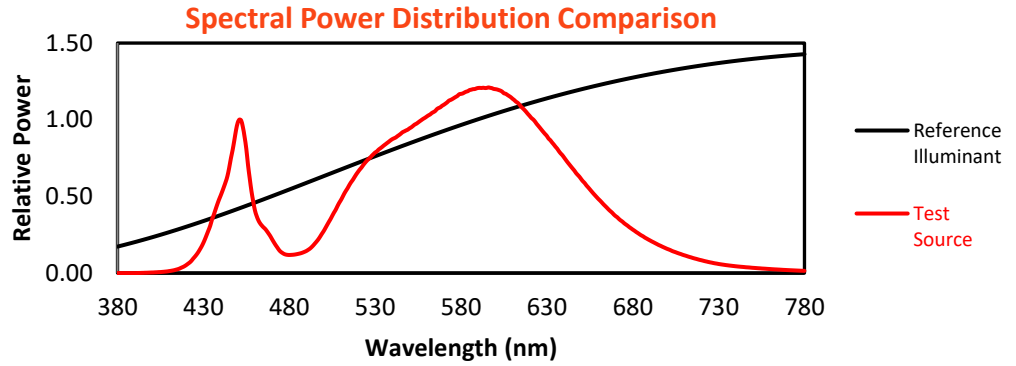
Melanopic Lumens: NR

M/P: 2.47

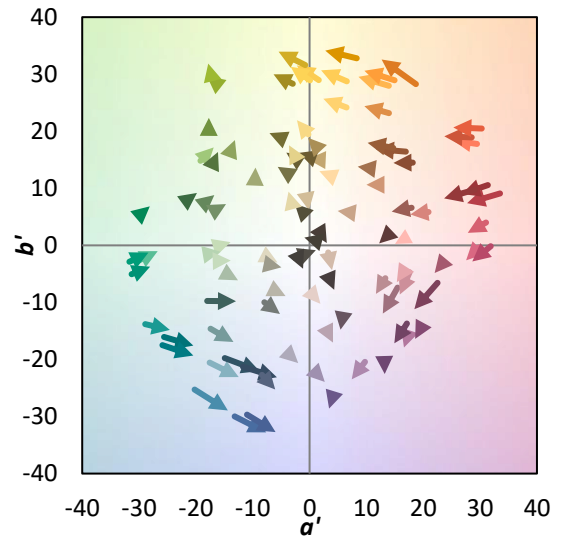
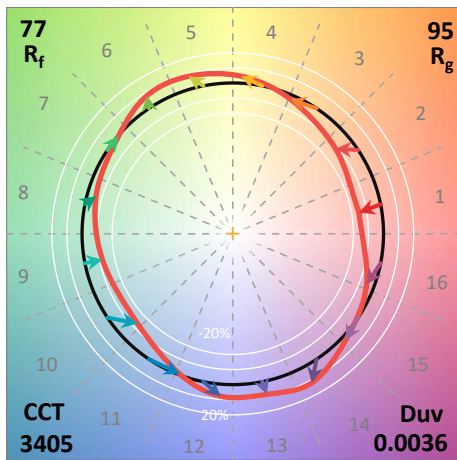
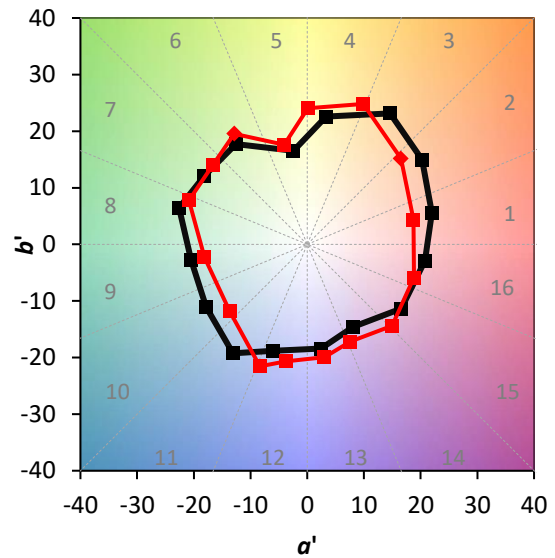
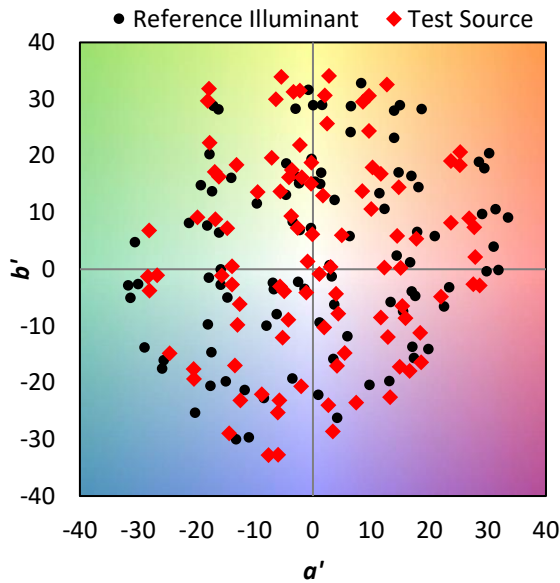
λ (nm)	Power W <sup>^</sup> /nm	Lumens (φ/nm)	λ (nm)	Power W <sup>^</sup> /nm	Lumens (φ/nm)	λ (nm)	Power W <sup>^</sup> /nm	Lumens (φ/nm)	λ (nm)	Power W <sup>^</sup> /nm	Lumens (φ/nm)	λ (nm)	Power W <sup>^</sup> /nm	Lumens (φ/nm)
360	0	NR	490	119	NR	620	846	NR	750	28	NR	880	1	NR
365	0	NR	495	160	NR	625	793	NR	755	25	NR	885	0	NR
370	0	NR	500	225	NR	630	739	NR	760	22	NR	890	0	NR
375	0	NR	505	308	NR	635	681	NR	765	19	NR	895	0	NR
380	0	NR	510	392	NR	640	623	NR	770	16	NR	900	0	NR
385	0	NR	515	474	NR	645	563	NR	775	14	NR	905	0	NR
390	0	NR	520	545	NR	650	506	NR	780	12	NR	910	0	NR
395	1	NR	525	603	NR	655	451	NR	785	10	NR	915	0	NR
400	3	NR	530	649	NR	660	399	NR	790	9	NR	920	0	NR
405	5	NR	535	687	NR	665	352	NR	795	8	NR	925	0	NR
410	11	NR	540	721	NR	670	307	NR	800	6	NR	930	0	NR
415	21	NR	545	751	NR	675	268	NR	805	6	NR	935	0	NR
420	43	NR	550	779	NR	680	234	NR	810	5	NR	940	0	NR
425	88	NR	555	811	NR	685	203	NR	815	4	NR	945	0	NR
430	163	NR	560	843	NR	690	176	NR	820	4	NR	950	0	NR
435	288	NR	565	873	NR	695	152	NR	825	3	NR	955	0	NR
440	416	NR	570	907	NR	700	131	NR	830	3	NR	960	0	NR
445	566	NR	575	938	NR	705	112	NR	835	3	NR	965	0	NR
450	810	NR	580	965	NR	710	96	NR	840	2	NR	970	0	NR
455	669	NR	585	986	NR	715	81	NR	845	2	NR	975	0	NR
460	338	NR	590	997	NR	720	69	NR	850	2	NR	980	0	NR
465	246	NR	595	997	NR	725	58	NR	855	1	NR	985	0	NR
470	182	NR	600	991	NR	730	49	NR	860	1	NR	990	0	NR
475	115	NR	605	968	NR	735	42	NR	865	1	NR	995	0	NR
480	97	NR	610	939	NR	740	37	NR	870	1	NR	1000	0	NR
485	103	NR	615	896	NR	745	32	NR	875	1	NR			

**Summary**

$R_f = 76.6$   
 $R_g = 95.4$   
 $CIE R_a = 73.9$   
 $R_g = -18.0$

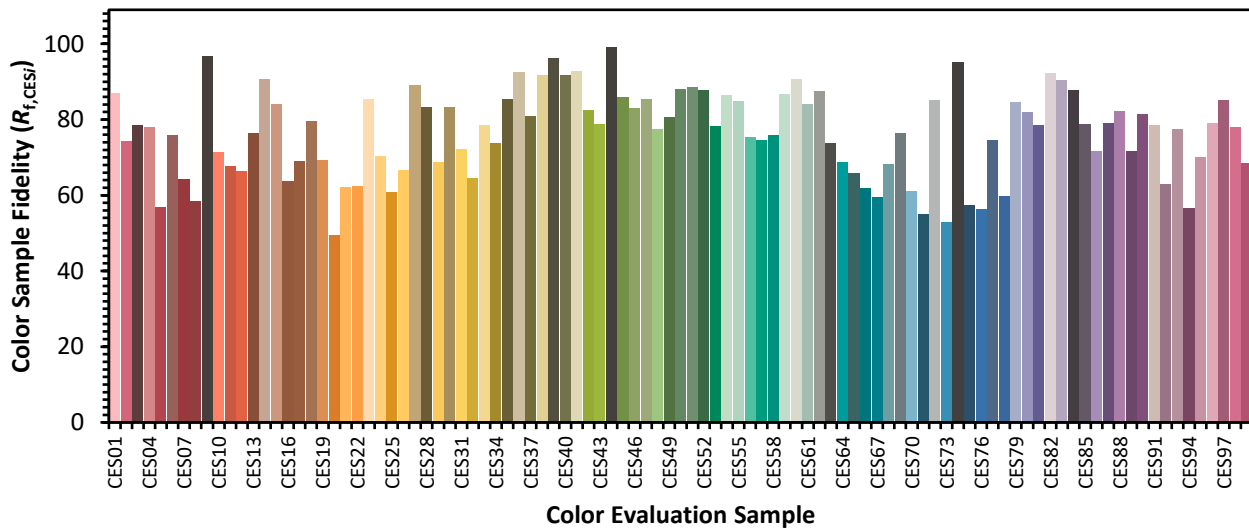


**Color Vector Graphics**



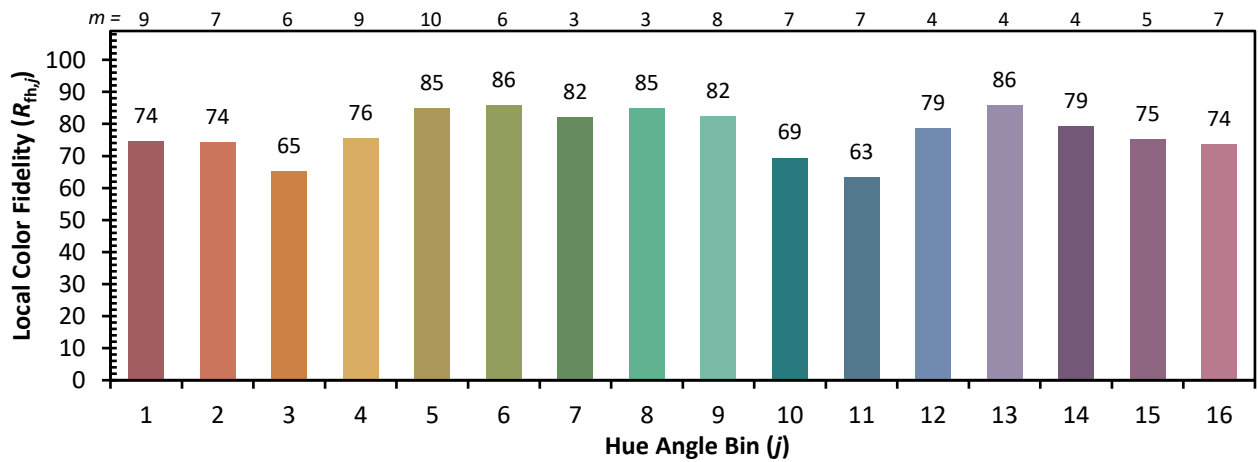
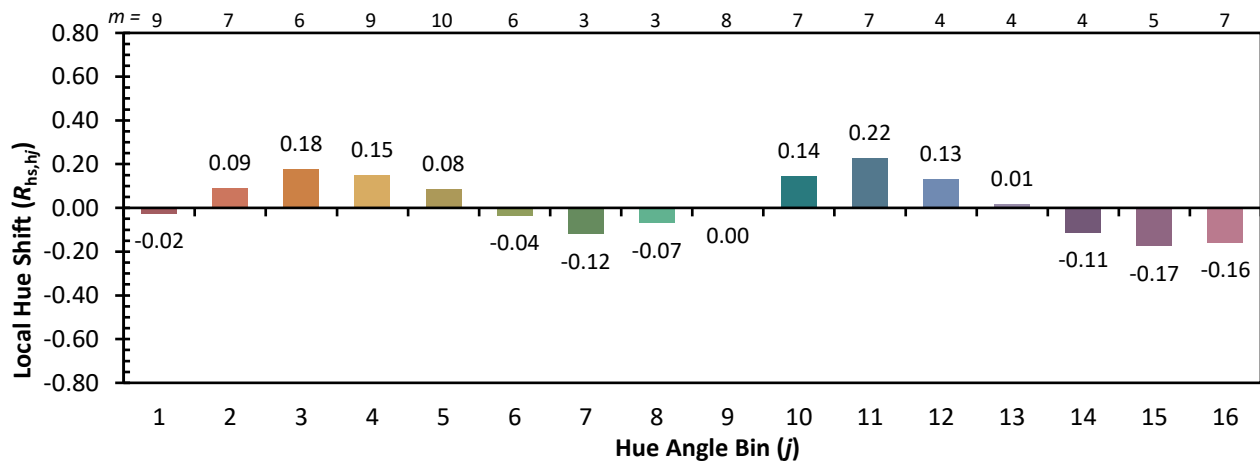
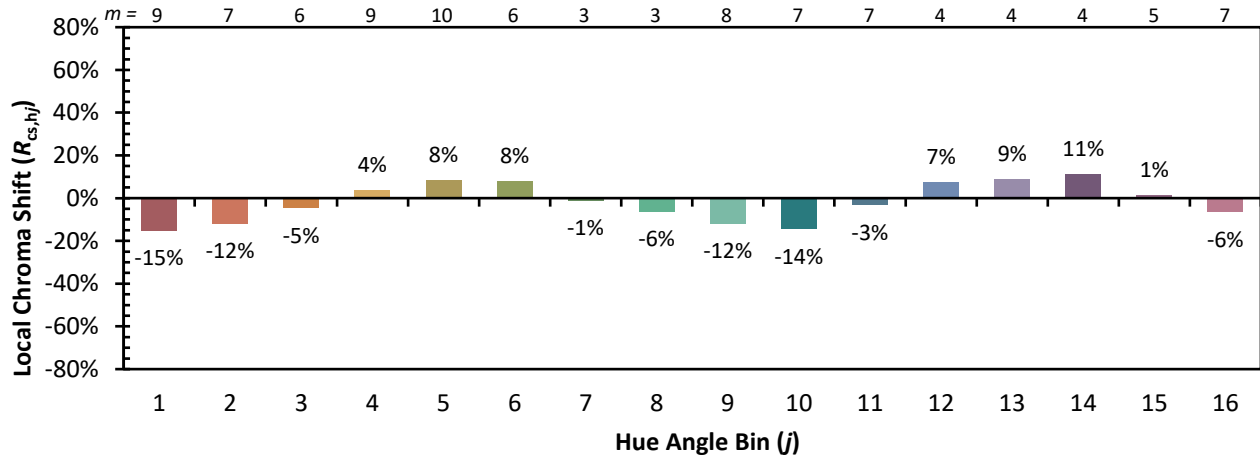
**Individual Sample Fidelity Index ( $R_{f,i}$ )**

CES01 = 86	CES26 = 67	CES51 = 88	CES76 = 56
CES02 = 62	CES27 = 89	CES52 = 88	CES77 = 75
CES03 = 31	CES28 = 83	CES53 = 78	CES78 = 60
CES04 = 70	CES29 = 69	CES54 = 86	CES79 = 85
CES05 = 48	CES30 = 83	CES55 = 85	CES80 = 82
CES06 = 51	CES31 = 72	CES56 = 75	CES81 = 78
CES07 = 41	CES32 = 65	CES57 = 75	CES82 = 92
CES08 = 40	CES33 = 78	CES58 = 76	CES83 = 90
CES09 = 29	CES34 = 74	CES59 = 87	CES84 = 88
CES10 = 75	CES35 = 86	CES60 = 91	CES85 = 79
CES11 = 58	CES36 = 93	CES61 = 84	CES86 = 72
CES12 = 64	CES37 = 81	CES62 = 88	CES87 = 79
CES13 = 43	CES38 = 92	CES63 = 74	CES88 = 82
CES14 = 74	CES39 = 96	CES64 = 69	CES89 = 72
CES15 = 71	CES40 = 92	CES65 = 66	CES90 = 82
CES16 = 47	CES41 = 93	CES66 = 62	CES91 = 79
CES17 = 50	CES42 = 83	CES67 = 60	CES92 = 63
CES18 = 56	CES43 = 79	CES68 = 68	CES93 = 77
CES19 = 72	CES44 = 99	CES69 = 76	CES94 = 56
CES20 = 65	CES45 = 86	CES70 = 61	CES95 = 70
CES21 = 86	CES46 = 83	CES71 = 55	CES96 = 79
CES22 = 79	CES47 = 85	CES72 = 85	CES97 = 85
CES23 = 92	CES48 = 78	CES73 = 53	CES98 = 78
CES24 = 91	CES49 = 81	CES74 = 95	CES99 = 68
CES25 = 72	CES50 = 88	CES75 = 57	

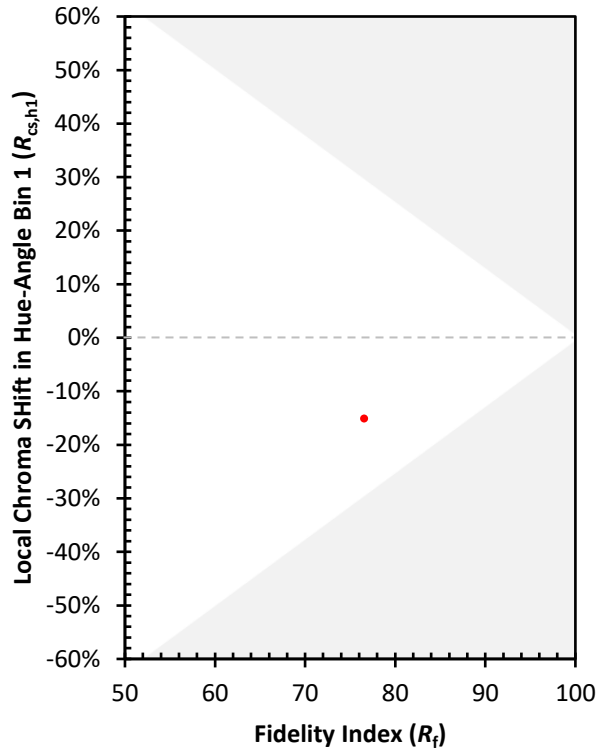
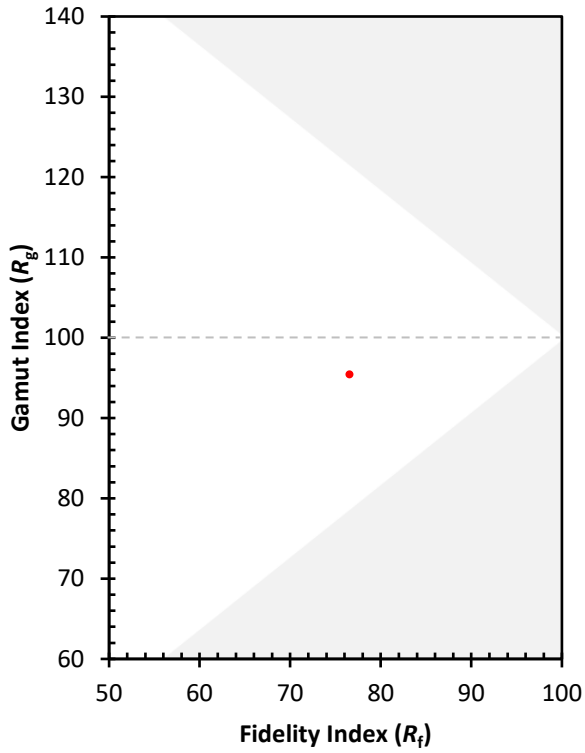




Color Rendition by Hue-Angle Bin



Measure Comparisons



(END OF REPORT)